

Choose plants from each group and 1-2-3, you have created a container garden!

Tips for success

- The container must have good drainage.
- Care and feeding: Start with a slow-release fertilizer when you plant your container and supplement weekly with a water soluble plant food like Miracle-Gro.
- Don't forget to water! Aren't sure if your plants need a drink? Do the finger test – if the soil is dry, water!
 - Plants looking tired by mid-summer? Treat your plants to a "Salon Day" – trim, water and fertilize and they'll fill out and look spectacular for the rest of the summer!

These templates are guides to get you started. So start planting and remember the most important rules of container gardening:

- *Have fun*
- *Enjoy the beautiful flowers*
- *Don't forget to take photos!*

1 ACCENT

This is the centerpiece – the focal point of your container. They are usually tall, upright plants. If the pot will be viewed from all sides, this plant is usually placed in the center of the container.

2 MOUNDING

Mounding plants fill out the pot. They can add textural contrast or a splash of color to your container.

3 TRAILING

Trailing plants flow over the edge of the container.



easy Container Design

1 - 2 - 3

by Sue Adams



 **ADAMS**
FAIRACRE FARMS

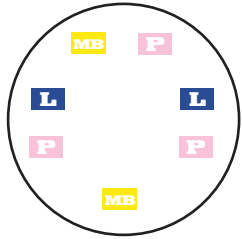
Poughkeepsie • Kingston • Newburgh • Wappinger

Designing the Container

Yes, accent plants can add the WOW factor, but they are optional. You can create beautiful containers with mounding and trailing as well. Below are ways of creating containers with and without the accent or moving the accent to a different position.

Number of Plants

- 1- Accent (Grass or Spike) **A** 2- Lobelia **L**
 2- Million Bells **MB** 3- Petunia **P**

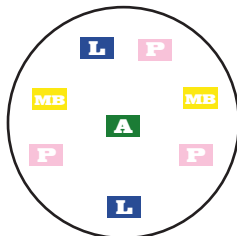
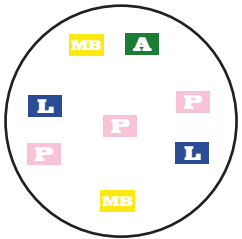


Container without accent



Million Bells Petunia
Lobelia



This photo is of plants used in these three container templates without an accent plant



Containers with accent, mounding and trailing plants

Window Box

Planter #1: Purple, White, Pink and Yellow plants
 Planter #2: Red, White and Blue plants



1= Accent 2= Mounding 3= Trailing

1 ACCENT

Attention getting, usually tall, upright plants

- Angelonia • Cleome • Coleus • Euphorbia • Daisy
 Cordyline • Fennel • Gaura • Grass • Millet
 Ornamental Pepper • Snapdragon, Rocket
 Persian Shield

* ALSO FILLS OUT THE POT

2 MOUNDING

Plants that fill up the pot

- Ageratum • Alyssum • Aster • Begonia • Bidens
 Calla Lilies • Celosia • Chrysanthemum • Cineraria
 Coleus • Cosmos • Crossandra • Dahlia • Dianthus
 Dusty Miller • Euphorbia • Fuchsia • Gazania
 Geranium • Gomphrena • Helichrysum
 Heliotrope • Impatiens • Lantana • Lobelia
 Lobularia • Marigold • Million Bells
 Nemesia • New Guinea Impatiens • Nicotiana
 Osteospermum (Cape Daisy) • Pansy • Petunia
 Phlox • Ranunculus • Salvia • Sanvitalia • Sedum
 Snapdragon • Sunpatiens • Strawflower
 Torenia • Verbena

* ALSO TRAILS

3 TRAILING

Plants that fall over the edge of the pot

- Bacopa • Basket Grass (Oplismus) • Dichondra
 Fan Flower (Scaevola) • Ivy Geranium
 Lysimachia (Creeping Jenny) • Lotus • Mercadonia
 Million Bells • Nasturtium • Petunia • Portulaca
 Mandevilla • Mezzoo (Dorenanthus) • Sedum (Trailing type)
 Sweet Potato Vine • Verbena • Vinca Vine

* ALSO FILLS OUT THE POT

Watch our how to video at adamsfarms.com!

Monoculture

Using one plant variety



To add height, add one plant from column 1 and place at the back or center.

How many plants should be used, per container?

There is no right answer, but we can give you a guide:

10" Container
3-4 Plants

12-14" Container
5-8 Plants

16" Container
8-12 Plants



What to consider when choosing how many plants:

- Vigor and final size
- Do you need to have your container look finished quickly? Add more than recommended.
- Don't worry if you plant too many. The most vigorous will take over, but you will still have a pretty container. Just take notes or pictures for next time.

Vegetable Containers

Many vegetables and herbs can be grown in a container. See our Easy Vegetable Gardening brochure at adamsfarms.com.

Vigorous vegetables like squash and eggplant will need a large container for just one plant. You can make a tomato combo using one patio tomato plant and adding one plant each of basil, parsley, oregano and thyme.